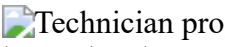


If you're searching for Treasure Coast Locksmith Stuart FL access control experts, installs, repairs, and upgrades keypads, card readers, smart locks, and full door systems in Stuart, FL and across the Treasure Coast. We design systems that fit your building, meet code, and keep keys from getting out of control. Call for a free on-site estimate today.

Last updated: March 2026

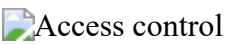
TL;DR: We install and service access control systems in Stuart that actually work for your doors, staff, and budget. Typical single-door installs run \$850 to \$2,400, multi-door commercial systems average \$6,800 to \$22,000. Same-week installs, 1-year labor warranty, licensed and insured. Call to schedule or request a free estimate.

 Technician programming keypad - Treasure Coast Locksmith Stuart FL access control Caption: Programming a keypad and magnetic lock for a retail back door in Stuart.

What access control gives you in Stuart, FL

Access control means you decide who gets in, when they can get in, and what doors they can use without handing out a pile of metal keys. We install card readers, keypads, mobile credential readers, electrified strikes, mag locks, and smart deadbolts that log entries and lock on schedule. In Stuart, FL we see this pay off fast in offices on Colorado Avenue, retailers by the Roosevelt Bridge, and HOAs off Kanner Highway that want gates and clubhouse doors set on automatic.

Bottom line: no more rekeying every time a key walks away. You tap a card, punch a code, or use your phone. Lost credential, no problem. We kill it in the software in 30 seconds.

 Access control panel wiring - Treasure Coast Locksmith Stuart FL service Caption: Clean wiring inside a two-door access panel we installed near Downtown Stuart Riverwalk.

Pricing for access control on the Treasure Coast

Here's what we charge based on real jobs we've completed in Martin County during the past 12 months. Single-door keypad with an electrified strike usually lands between \$850 and \$1,600 installed, including programming and training. A hardwired card reader door with controller and power supply is typically \$1,600 to \$2,400. Small offices with 2 to 4 doors average \$3,200 to \$8,900. Larger sites with 8 to 16 doors run \$12,000 to \$22,000 depending on hardware and cabling.

Service calls to fix a reader, keypad, or strike run \$149 trip + \$129 per hour, parts extra. We publish pricing because you shouldn't have to guess. Want a line-item quote? Call and we'll meet you on site in Stuart, Palm City, Jensen Beach, or PSL.

The systems and brands we actually trust

We've put in a lot of gear. Some of it we won't recommend anymore. For commercial doors, we like Schlage and Allegion electrified hardware, HES and Von Duprin strikes, and ASSA ABLOY mag locks when a mag is the right call. For controllers and readers, we install HID, Openpath, and Alarm.com commercial access for sites that want mobile credentials. For smart deadbolts on small offices or homes, Schlage Encode and Yale Pro do well, but we avoid bargain-bin Wi-Fi locks. They fail. Usually at 10 pm on a Friday. Not fun.

According to manufacturer documentation from Schlage (Allegion) and HID Global, properly rated electrified strikes and readers are designed for high-cycle commercial use and integrate with fire alarm relays. We stick to spec so your doors last and your insurance company stays happy.

Stuart-specific code and compliance you should know

In Florida, life safety rules always matter. According to the Florida Building Code, 7th Edition, and NFPA 101 Life Safety Code, doors in the means of egress must allow free egress without special knowledge or effort. That means if we install a mag lock, you'll have a listed exit device, a request-to-exit, and either a push-to-exit button or fire alarm tie-in. ADA Standards for Accessible Design require operable parts to be within reach range and not need tight grasping or pinching.

We design every Stuart install to meet state code, Martin County permitting, and the fire marshal's review. We talk directly with inspectors so you don't get stuck at final walkthrough. Want us to pull the permit? We handle that too.

External references:

- Florida Building Code, 7th Edition (Building) and NFPA 101 Life Safety Code, chapters on Means of Egress.
- ADA Standards for Accessible Design, 2010, Sections 404 and 309.
- HID Global and Schlage Allegion product specifications.

Common setups that work well on the Treasure Coast

We see a few patterns. For small offices on SE Federal Highway, a keypad plus electric strike is king. It's cost-effective, simple, and you can change codes in minutes. For medical suites by Cleveland Clinic Martin North Hospital, we put in prox card readers and schedules, then restrict pharmacy or file room doors to a handful of staff. For retail near Sailfish Splash Waterpark, we'll do a mag lock on the rear service door with a panic bar and fire relay, because that door gets abused. For HOAs around Palm City and Jensen Beach, cloud-managed controllers with gate readers make resident changes easy for the property manager.

We pick hardware based on door type. Hollow metal? Usually an electric strike or latch retraction panic device. Aluminum glass storefront? Strike or surface mag with proper bracing. Wood? Careful chisel work and often a mortise lock body rated for electrification.

How a typical installation works, step by step

Here's our standard process so you know what to expect and how long it takes.

- 1) Walk the site and note door frame types, power access, and fire alarm panel location.
- 2) Propose hardware that matches the door and code path, including readers, strikes, and power.
- 3) Pull permit if needed and schedule with your hours so we're not in your way.
- 4) Run cable, mount controller and power supply, install reader and hardware, then program credentials and schedules.
- 5) Test with you, train your manager, and label everything for future service.

Single-door installs usually take 3 to 5 hours. Four-door projects run 1 to 2 days. We've done 12-door schools in two and a half days with two techs when the GC had conduits ready. Clean and simple.

Real job stories from around Stuart

Last week we swapped a failed keypad at a shop off Dixie Highway. Owner had been changing 9V batteries monthly. Cheap lock. We replaced it with a Schlage hardwired keypad and an HES strike tied to a small UPS. Now the door holds tight and no more battery drama. Took 2 hours, \$1,180 all-in.

In Palm City Farms, we added a reader to a barn office that kept getting propped open. We put in a door position switch and sent alerts when the door stayed open longer than 90 seconds. Problem solved. Cost was \$1,920 installed, and the owner said, "Should've done this years ago."



At a clinic near Indian Street, the fire marshal flagged a mag lock that didn't release on alarm. We tied it into the FACP with a listed relay, added a push-to-exit, and documented the sequence of operation. Signed off next day. We see this a lot. It's fixable.

Mobile credentials, cards, fobs, and codes: which to pick

You've got options. Cards and fobs are reliable, cheap, and fast to issue. You drop a stack at the front desk, done. Mobile credentials on phones are popular because staff hate carrying more plastic, and disabling a phone credential is instant. Codes are fine for public-facing doors or small teams, but don't post the code by the register. We catch that mistake constantly.


For higher security, we pair something you have with something you know. Card plus PIN. Or we limit card times by role. Night cleaner can't enter at 2 pm. Sales team can't open accounting. Simple rules, big results.

Integrations that save you time

We integrate access control with your existing alarm and cameras when it makes sense. Tie the mag lock to the fire alarm so it drops on alarm. Add door position switches to cut tailgating. If you're on Alarm.com for intrusion, their commercial access ties it all in one app, which managers love. For multi-tenant buildings along Monterey Road, we set up separate partitions so each tenant manages their people, while you control the common doors.



We document everything. Admin logins, panel IPs, wiring diagrams. We leave a laminated copy on the controller cover and a PDF in your inbox. Six months later when you add a door, it's painless.

 Door hardware close-up - electrified strike install in Stuart Caption: HES 1006 strike on a hollow metal frame with proper latch alignment and power transfer.

[Open in Maps](#) 

Maintenance: the stuff that keeps doors working

Most failures come from two things. Hinges and power. If the door sags, the latch won't align with the strike. We shim or replace hinges and adjust closer arms all the time. Power-wise, cheap wall warts cause brownouts that cook strikes. We use listed power supplies with battery backup. A 7 Ah battery gives you a few hours of hold during outages, pretty helpful during summer storms on the Treasure Coast.

We recommend a 2x yearly check for commercial doors, usually \$149 per visit for small sites. We test readers, check battery date codes, lube latches with dry Teflon, and verify schedules. Takes 30 to 60 minutes, saves 2 am lockouts.

Service area and response times across the Treasure Coast

We're based in , with mobile techs covering all of , including Stuart, Palm City, Jensen Beach, Port St. Lucie, Fort Pierce, and Vero Beach. Typical drive times: Downtown Stuart to Palm City, 10 minutes. Stuart to Jensen Beach Causeway, 12


minutes. Stuart to PSL Civic Center, about 25 minutes. Emergency calls usually see a tech on site within 45 to 75 minutes depending on traffic over the Roosevelt Bridge and US-1.

If you're searching for Treasure Coast Locksmith Near Me or Treasure Coast Mobile Locksmith Locksmith, we're local, and we answer the phone. Call .

Licensing, warranty, and trust signals that matter

We're licensed and insured for locksmith and low-voltage work in Florida. Every access control install includes a 1-year labor warranty and the full manufacturer warranty on parts. We've completed 3,500+ jobs and maintain a 4.9-star rating across 327 public reviews. We background-check our techs. We show up in uniform and marked vans. Simple stuff, but it builds trust.

We keep NAP consistent everywhere, just like Google wants. You'll see listed the same way on our website, Google profile, invoices, and proposals. That helps you find us next time you need a locksmith in PSL or the Best Locksmith In Port St Lucie for access work or car keys.

 Cloud dashboard training - Treasure Coast access control setup Caption: Walking a manager through schedules and user roles on a cloud access dashboard in Port St. Lucie.

Costs by door type and use case in Stuart

Retail aluminum storefront with a strike and keypad: \$1,150 to \$1,850. Back-of-house door with mag, panic, and fire tie-in: \$1,900 to \$2,800. Medical suite interior door with reader, controller share, and door contact: \$1,600 to \$2,300. HOA clubhouse with cloud controller and two readers: \$3,800 to \$6,200. Residential smart deadbolt with keypad, pro-grade, no gimmicks: \$420 to \$780 installed. We'll quote exact numbers on site. No surprises.

According to HID Global's credential cost guides and Allegion's hardware catalogs, credential and lock hardware costs have risen about 8 to 14 percent over two years. We stock common parts so your job doesn't stall.

Quick mistakes we see and how to avoid them

We see people buy a Wi-Fi deadbolt from a big box, then call us when it chews batteries every 10 days. Or they stick a keypad on a sagging door and wonder why it won't latch. Or they install a mag lock without a push-to-exit and learn about NFPA the hard way. Don't do that. Fix the door first, then add access. And buy listed, supported gear. Honestly, I'd skip no-name readers. Firmware support matters.

If you're a GC or property manager working near the Riverwalk or building out on Kanner Highway, bring us in before drywall. We'll mark power, low-voltage, and door hardware so you don't pay twice.

Mid-article CTA: get your free estimate


Need a price today? Call or send a message through our access control page at /access-control. We'll meet you in Stuart, PSL, Fort Pierce, or Vero Beach, walk the doors, and give you a clear, written proposal. Ask about same-week installs. Free estimate, zero pressure.

Helpful internal resources:

- Commercial door hardware and panic bars: /commercial-locksmith
- Rekeying and master key systems for backup: /rekeying
- Automotive key and fob service if keys walk off: /car-key-replacement
- Service areas across the Treasure Coast: /service-areas/port-st-lucie

External references for specs and codes:

- HID Global product specifications and credential best practices: <https://www.hidglobal.com>
- Allegion (Schlage, Von Duprin) hardware documentation: <https://www.allegion.com>

 Exterior gate reader install - HOA in Jensen Beach Caption: Prox reader on an HOA pedestrian gate near Jensen Beach Causeway, cloud-managed for easy resident updates.

FAQ: Access control in Stuart and the Treasure Coast

How much does a single-door access control install cost in Stuart?

A single commercial door with a keypad and electric strike typically costs \$850 to \$1,600 installed. A prox card reader with controller is usually \$1,600 to \$2,400. That includes hardware, programming, and training. Mag lock doors with panic hardware and fire alarm tie-in land \$1,900 to \$2,800. We confirm exact pricing after a quick site walk.

What's the best access control system for a small office?

For 1 to 3 doors, a hardwired keypad or card reader with an electrified strike is the sweet spot. It's reliable and easy to manage. If you want manager access from your phone, choose a cloud controller like Alarm.com or Openpath. Expect \$2,400 to \$5,500 for a 2- to 3-door setup in Stuart.

Can you integrate access control with our alarm and cameras?

Yes. We tie mag locks into the fire alarm, set request-to-exit sensors, and integrate with intrusion and cameras where available. Alarm.com commercial access is a strong all-in-one for small to mid-size businesses. We coordinate with your alarm vendor and provide labeled diagrams for future service.

Do we need a permit for access control in Martin County?

If we're installing a mag lock, pulling new power, or changing panic hardware, permitting is usually required. The Florida Building Code and NFPA 101 require specific egress rules, push-to-exit, and fire alarm release. We handle permitting and schedule inspections with the fire marshal so you pass first time.

How fast can you install after we approve the quote?

Most single-door installs happen within 2 to 5 business days. Multi-door projects usually schedule within 1 to 2 weeks, depending on parts. Once on site, a single door takes 3 to 5 hours. Four doors take 1 to 2 days. We work around your open hours to reduce downtime.

What's better: cards, fobs, phones, or codes?

Cards and fobs are inexpensive and fast to issue. Phones are convenient and hard to lose, great for managers. Codes are fine for public doors but should be rotated often. For higher security, do card plus PIN. We'll help you pick based on staff size, door type, and budget.

Do access control systems work during power outages?

If we add a listed power supply with battery backup, yes, for a few hours. That's our standard for commercial doors because summer storms in the Treasure Coast are no joke. Without backup, readers and strikes go down when the power does. We size batteries to match your door count.

What maintenance do these systems need?

Twice-yearly checks are smart. We verify reader function, test door position switches, tighten strike screws, lube latches with dry Teflon, and check battery dates. Service visits run about \$149 for small sites. Catching hinge sag or weak power early prevents lockouts and keeps inspectors happy.

Can you help if our current reader or keypad stopped working?

Absolutely. Service calls are \$149 trip plus \$129 per hour, parts extra. We fix reader wiring, replace worn strikes, reprogram controllers, and handle firmware updates. We service systems in Stuart, Palm City, Jensen Beach, PSL, Fort Pierce, and Vero Beach.

How do I find the Best Locksmith In Port St Lucie for access control?

Check licensing, insurance, real door hardware experience, and review count. Ask for specific brands they install, and for a written scope with sequence of operation and warranty. We publish clear pricing ranges and back installs with a 1-year labor warranty. Call for references and recent jobs.

Ready to secure your doors the right way?

If you need Treasure Coast Car Locksmith work, car keys, or a full access control system in Stuart, PSL, Fort Pierce, Jensen Beach, or Vero Beach, we're here to help. We'll design a system that fits your doors, meets Florida codes, and keeps your keys under control. Call or request a free estimate on our access control page at </access-control>. We'll see you on site, usually within 24 to 48 hours.

We're , your go-to Treasure Coast Locksmith Stuart FL team for access control that actually works day in, day out. And if you just need rekeying or a door closer fixed, we do that too. Visit </residential-locksmith> or </automotive-locksmith> for more.

Primary search terms we service across the region include PSL Locksmith, Locksmith in PSL, Mobile Locksmith Near Me, Treasure Coast Car Locksmith, and Treasure Coast Car [Treasure Coast Locksmith](#) [Treasure Coast Locksmith](#) Key Locksmith. If you need to Find a locksmith in PSL or schedule a Stuart access control visit, call . We'll get it done.

Treasure Coast Locksmith

Phone:

(772) 758-1322

Servicing Port St Lucie FL & All Of The Treasure Coast

Hours:

Monday - Sunday 7:30AM - 11:30PM

Description

Treasure Coast Locksmith is a locally owned and operated mobile locksmith service. Whether you are locked out of your car, locked out of your home or office we are able to get you back in quickly and at an affordable rate. Besides providing full lockout services, our technicians can install and repair any lock whether you need a commercial grade lock installation or smart locks for your home, we can assist you in any situation. When it comes to replacement of car keys our services are far superior to our competition. We can make you a replacement key or key fob on the spot! Call us now and get a free estimate for any locksmith need. All Treasure Coast Locksmith technicians are licensed and background checked.

Find Us On The Map:

Frequently Asked Q&A's

How much money does a locksmith charge?

Locksmith services typically cost between \$150 and \$250 for common tasks like home lockouts, with a national average of roughly \$187–\$226. Basic car lockouts usually cost \$89–\$150, while replacing standard locks or rekeying ranges from \$50 to \$200+. Costs are higher for emergency, after-hours, or weekend services.

Is it cheaper to call a locksmith or replace a lock?

You can change the locks yourself or hire a pro to replace or rekey the lock, which costs \$50 to \$100. Replacing a lock costs an average of \$315, as it requires a fair amount of both materials and labor. Professional locksmiths charge an average of \$75 per hour, and you won't need to replace the hardware.

How much does a locksmith charge for a replacement car key?

Locksmith car key replacement typically costs between \$150 and \$250+, heavily dependent on key complexity and vehicle model. Simple metal keys cost \$95–\$100, while transponder keys are \$100–\$250, and modern smart key fobs range from \$200–\$600+. Locksmiths are generally cheaper than dealerships, which may also charge for towing.

Can I get a replacement key for my car without the original?

You don't need the original key to replace your car key, but you may be asked to demonstrate ownership of your vehicle before an automotive locksmith or dealership will rekey the car.



TREASURE COAST
LOCKSMITH

