


If your sliding glass door in Port St. Lucie squeals, clicks, or rattles every time you touch it, the fix is usually new rollers, a track repair or cap, a bottom guide, and a full tune-up. At in Port St. Lucie, we solve noise and rattle issues fast with on-spot parts and a 12-month labor warranty. Most noise-only repairs run \$149 to \$389 per panel, and we're available at .

TL;DR: Annoying sliding door noises come from worn rollers, flat spots, bent tracks, loose guides, or salt-grit in the track. We clean, adjust, replace rollers, and cap or straighten tracks. Typical cost in St. Lucie County is \$149 to \$389 per panel. Call for a free estimate and same-week service.

Last updated: March 26, 2026

 Technician servicing rollers - Treasure Coast Sliding Door Repair Port St Lucie Professional tune-up and roller swap stops squeaks, clicks, and rattles within an hour.


What causes a sliding door to rattle or squeak in Port St. Lucie?

Short answer, it's almost always a mix of worn rollers, a grooved or salty track, a loose bottom guide, or a panel that's out of square. Salt air along the Treasure Coast chews up bearings and pits tracks. We see it daily in Tradition, St. Lucie West, and near Crosstown Parkway. Once rollers get flat spots, the panel thumps over the same spot with every pass. Add sand from Hutchinson Island, and you get grinding noises. We fix it by replacing sealed stainless or nylon rollers, straightening or capping the track, tightening guides, and aligning the panel.

Fast fixes we do every week for noisy sliders

We tackle noise the same way we would in our own homes. First, we pop the panel, inspect rollers for play, check the track crown, and look at the interlock, weep holes, and bottom guide. Then we clean, replace, adjust, test. In our experience, 7 out of 10 noise calls in Port St. Lucie are solved with new rollers and a proper tune-up. The other 3 need a track cap or minor straightening. Rarely, the frame is twisted from settling, especially in older PSL bungalows east of US-1. We still quiet those down with roller height offsets and guide adjustments.



 Close-up of grooved track before repair - Treasure Coast Sliding Door Repair Port St Lucie Grooved aluminum track makes the door click and hop. A stainless cap stops the noise.

Treasure Coast Sliding Door Repair Port St Lucie: what we replace and what it costs

This section stands alone so you can price out the likely fix without guessing. Noise-only work is usually simple and quick.



- Roller replacement, per moving panel: \$169 to \$289. Salt-tolerant sealed bearings preferred. Takes about 45 to 75 minutes.
- Track cap install or track straighten: \$145 to \$260. Stainless cap snaps over a grooved crown and runs quiet.
- Bottom guide replacement: \$45 to \$95. Stops side-to-side clatter.
- Full tune-up and alignment: \$89 to \$149. Includes deep clean, silicone lube, and latch adjust.
- Handle or latch repair if loose: \$95 to \$185 depending on brand and style.

We carry parts for PGT, WinDoor, ESWindows, Lawson, and older builders' sliders common in St. Lucie County. And yes, we service Lennar, GL Homes, and Holiday Builders communities. Call for a written estimate or tap our contact form for a free quote.

How we diagnose a rattling slider, step by step

Noise tells a story. A chirp every foot? Flat-spotted nylon wheels. A low rumble near the center? Track groove. A metallic tick at full open or close? Loose stops or interlock. Here's our process on-site in Port St. Lucie homes from Torino to Sandpiper Bay. We remove the panel, check wheel play and bearing smoothness, then spin each roller under load. We inspect the aluminum track for a sharp ridge or dips. We check the bottom guide, top header clearance, and interlocking H-bar. Finally, we clean out sand and shell grit, adjust height, and set the lock strike so the panel doesn't chatter.

The quick DIY silence check you can try before calling us

We're a sliding door repair company, but we don't mind sharing a simple check you can do. Got a can of 100% silicone spray, a vacuum with a crevice tool, and a Phillips screwdriver? You might win a temporary peace and quiet.

- Vacuum the track, top and bottom, pull out pebbles and shells.
- Spray a light film of silicone on the track, not WD-40. WD-40 gums up later. Bad idea.
- Check the bottom guide screws at the jamb. Snug them. Don't overtighten.
- Flip the small roller height screws on the bottom edge, one quarter turn to even the panel.
- Test the latch. If it rattles, loosen strike plate screws, push the plate in a hair, and retighten.

If the noise fades but returns in a day or two, your rollers are shot. Temporary fix, not a solution. We'll swap them with stainless or precision nylon wheels that survive our salt and humidity.

 Technician adjusting roller height on bottom rail - Treasure Coast Sliding Door Repair Port St Lucie Height adjustment evens the panel so it rides quiet and locks clean.

Why Port St. Lucie sliders get loud: Florida-specific wear and tear

Treasure Coast weather is brutal on hardware. Salt aerosol from Jensen Beach and Hutchinson Island rides the wind clear into St. Lucie West. Add summer afternoon storms and 90% humidity, and cheap bearings rust out fast. According to the Florida Building Code, 7th Edition (FBC Residential, R301 wind-borne debris region), many PSL homes use impact-rated sliders with heavier panels. Heavy panels punish small, open-bearing wheels. We recommend sealed stainless or precision polymer rollers sized for your panel weight. That swap alone cuts noise and extends service life 5 to 8 years.

Real jobs: what we fixed and what it cost

Last week off Gatlin Boulevard, a family's 3-panel PGT slider squeaked and clicked so loud the dog refused to go out. Flat-spotted OEM rollers and a grooved track. We installed two stainless roller assemblies, added a stainless track cap on the center run, tuned the interlock, and set the latch depth. Time on site, 1 hour 35 minutes. Total, \$468 with our 12-month labor warranty.

Another one in Tradition's Heritage Oaks, a coastal-facing unit. Constant rattle at half-open. Bottom guide missing its nylon finger. We replaced the guide, cleaned out a handful of beach sand, adjusted roller height. Door went from grumpy to gliding in under 50 minutes. \$189 even.

Signs you need more than a tune-up

There's a line between noisy and unsafe. If your slider scrapes metal on metal, if the panel hops off the track, or if the interlock doesn't meet flush, don't force it. You'll crack a tempered panel, and that turns into a \$1,200 to \$3,000 glass replacement. Also, if the track crown has a sharp burr you can feel with a fingertip, it's time for a stainless cap. We've seen customers try to file the ridge. Don't. You'll flatten the crown and the rollers will wander. Not good.

Brand notes and parts we trust for quiet operation

We're picky. Honestly, we'd skip generic zinc open-bearing rollers on the coast. They're cheap, and they sing after one rainy season. We've had good luck with PGT-compatible sealed assemblies and Prime-Line D1998 stainless options for many builder-grade doors. For track caps, stainless with a true crown beats aluminum overlays. We carry guides and keepers sized to common PSL frames, so you don't end up drilling new holes in a salty frame. Less holes, fewer problems. We always finish with a silicone dry film. No greasy mess to trap grit.

 Stainless track cap installation - Treasure Coast Sliding Door Repair Port St Lucie Stainless cap over a worn crown gives a silent, smooth roll even with heavy impact panels.

How far we travel on the Treasure Coast and typical timelines

We're local, so we get to you fast. Port St. Lucie to Tradition, 15 minutes. St. Lucie West, 10 to 20 minutes depending on PSL Blvd traffic. Jensen Beach and Stuart runs are about 25 to 35 minutes. Fort Pierce and White City, 20 minutes on a light day. We cover St. Lucie County, Martin County, and Indian River County. Most noise and rattle jobs take under 90 minutes. Some two-panel doors wrap in 45 minutes when parts cooperate.

If you're searching Sliding Door Repair Near Me in PSL, we likely serviced your street. Call to request a free estimate. Or hit our sliding door repair page for details and photos.

Maintenance that actually keeps doors quiet on the coast

We're not big on magic sprays. You don't need them. You need cleanliness, correct lube, and tight hardware. Vacuum the bottom track every month. Rinse the exterior sill after beach days. Quick wipe, a light silicone pass, and check those bottom guide screws quarterly. If your panel is heavy impact glass, schedule a pro roller swap every 6 to 8 years. That's the realistic service life in Port St. Lucie's salt and sun. Do that, and you'll avoid the "Sliding Door Hard To Open" spiral.

Codes, safety, and why we won't cut corners

Florida has serious wind and impact rules for good reason. According to the Florida Building Code, 7th Edition, impact assemblies must maintain design performance. We never grind the primary track crown or trim structural parts. If treasurecoastslidingdoorrepair.com [Treasure Coast Sliding Door Repair Vero Beach](#) a frame is bent from settlement, we correct with roller offsets, shims at the bottom guide, or a track cap. If the glass or frame is compromised, we recommend proper replacement per the manufacturer's instructions. For reference, PGT's service bulletins emphasize using matched roller assemblies for panel weight. Cutting corners makes noise now, and makes failure during a storm more likely later.

CTA: Ready to stop the squeak and rattle?

We can quiet your slider this week. Call to schedule or request a free estimate online. We're licensed and insured for St. Lucie County work, and we back labor for 12 months. Need more than noise fixes? See our main Sliding Door Repair Service page or our Repair Sliding Door guide for deeper issues like track damage and lock problems.

FAQs: Noise and rattle fixes for sliding doors in Port St. Lucie

Q: How much does it cost to fix a noisy sliding glass door in Port St. Lucie?

A: Most noise-only jobs in Port St. Lucie run \$149 to \$389 per moving panel. That covers rollers, adjustment, and a proper tune-up. Add \$145 to \$260 if the track needs a stainless cap. You'll get [Sliding Door Repair Near Me](#) a written quote before we start. Call for same-week service.

Q: Why does my sliding door rattle when I open or close it halfway?

A: That halfway rattle is usually a loose or worn bottom guide letting the panel wiggle. Sometimes the interlock isn't meeting square. We tighten or replace the guide, adjust roller height, and reset the latch. Parts are inexpensive, and the noise disappears.

Q: Can I use WD-40 on my sliding door track?

A: Skip WD-40. It feels okay at first, then it gets sticky and traps grit, which makes more noise. Use a dry silicone spray on a clean track. If squeaks come back quickly, the rollers likely have flat spots or rusted bearings and need replacement.

Q: How long do sliding door rollers [Treasure Coast Sliding Door Repair Port St Lucie](#) last on the Treasure Coast?

A: In our climate, expect 6 to 8 years for good sealed rollers on impact panels. Cheap open-bearing wheels can screech in under 2 years with salt exposure. If your door got noisy fast, rollers were probably the wrong type for the panel's weight and environment.

Q: What's the fix for a clicking noise every foot along the track?

A: That repeating click is a flat-spotted roller rolling over a grooved track. We replace the rollers with sealed units and install a stainless track cap over the groove. The cap restores the crown profile so the new wheels run smooth and quiet.

Q: Can you fix a sliding door that's hard to open and noisy?

A: Yes. "Sliding Door Hard To Open" is often the same root cause as noise. We replace rollers, straighten or cap the track, clean the sill, and align the panel. Most doors are back to one-finger operation in under 90 minutes, even with heavy impact glass.

Q: Do you service specific brands like PGT, ESWindows, or WinDoor in PSL?

A: We do. We keep PGT-compatible rollers, ESWindows parts, and common builder-grade assemblies on the truck. We match roller height, axle size, and wheel material to your panel. Correct parts matter for quiet operation and proper lock alignment.

Q: Is there a warranty on [Treasure Coast Sliding Door Repair Stuart](#) your noise and rattle repairs?

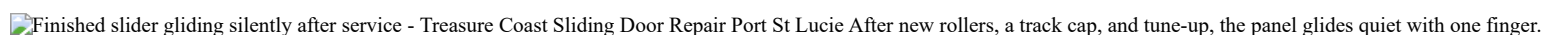
A: Yes. We cover labor for 12 months and pass through manufacturer warranties on parts. If anything settles or squeaks again inside that window, we come back and make it right. We're licensed, insured, and local to Port St. Lucie for quick follow-ups.

Internal resources and helpful links

- See our full [Sliding Door Repair Service](#) for all fixes beyond noise, including lock and track replacements.
- If your [Sliding Door Stuck](#) happens after a storm, check our [storm aftercare guide](#) with step-by-step cleanup tips.
- Live in Tradition or St. Lucie West? Visit our [Port St Lucie service area page](#) for schedule windows and drive times.
- For track issues only, our [track repair and cap page](#) shows before-and-after photos and pricing.
- Troubleshooting basics: our [Repair Sliding Door](#) article covers DIY checks with photos.

Authoritative references we trust:

- Florida Building Code, 7th Edition (Residential), wind-borne debris and door performance requirements, published by the Florida Building Commission.
- PGT Innovations technical bulletins for sliding glass door service and roller specifications, available on the PGT Innovations website.

 Finished slider gliding silently after service - Treasure Coast Sliding Door Repair Port St Lucie After new rollers, a track cap, and tune-up, the panel glides quiet with one finger.

Why locals pick for noise fixes

We're owner-operated, friendly, and we show up with the right parts the first time. No upsell games. We give firm prices, keep floors clean, and test the lock with you before we leave. Our trucks carry stainless caps, sealed rollers, guides, and handles for most PSL doors. We book tight windows, and we don't ghost you. If we say 2 to 4 pm, expect a heads-up text and an on-time arrival.

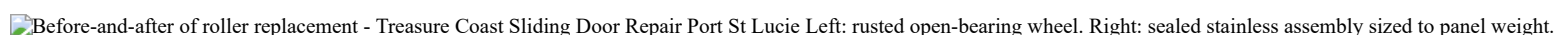
And we're straight with you. If your door is beyond a noise fix and needs glass or frame work, we'll say so and explain options. No pressure. Just the truth and a path forward.

Mid-page CTA

Want the squeak gone today? Call or request a free estimate on our site. Serving Port St. Lucie, Tradition, St. Lucie West, Jensen Beach, Stuart, Fort Pierce, and nearby Treasure Coast communities.

Images our techs will take on-site

We like proof. Before and after shots of your track crown, your roller assemblies, and your bottom guide. If we cap the track, we'll photograph the cut and seat so you see the fit. Photos get attached to your invoice for your records. Helpful if you sell or file a claim later.

 Before-and-after of roller replacement - Treasure Coast Sliding Door Repair Port St Lucie Left: rusted open-bearing wheel. Right: sealed stainless assembly sized to panel weight.

Our promise, and how to reach us

We promise a quiet, smooth slider, clean work, and clear pricing. Licensed and insured in St. Lucie County. We serve the Treasure Coast with next-available scheduling. Call to book or request a free estimate online. If you're searching [Sliding Door Repair Company](#) you can trust, we're local and ready.

We'll get your door quiet. For good.

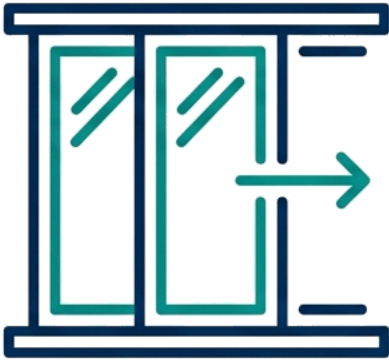
Service area:

Call:

Business:

City: ,

Keywords we service and advice you'll find here: [Treasure Coast Sliding Door Repair Port St Lucie](#), [Sliding Door Repair](#), [Sliding Door Repair Near Me](#), [Sliding Door Repair Company](#), [Sliding Door Repair Service](#), [Repair Sliding Door](#), [Sliding Door Hard To Open](#), [Sliding Door Stuck](#).



TREASURE COAST

SLIDING DOOR REPAIR

Treasure Coast Sliding Door Repair Port St Lucie

Address: 122 SW Port St Lucie Blvd, Port St. Lucie, FL 34984

Phone: (772) 207-4146

<https://treasurecoastslidingdoorrepair.com/service-areas/port-st-lucie/>

Treasure Coast Sliding Door Repair fixes sliding doors across all of Port St. Lucie, including Tradition, St. Lucie West, PGA Village, and Torino. Roller replacement runs \$149 to \$299 per panel. Most jobs are same-day. We're licensed, insured, and based at 122 SW Port St Lucie Blvd. Call (772) 207-4146.

FAQ's For Treasure Coast Sliding Door Repair in Port St. Lucie

Do you offer same-day sliding door repair in Port St. Lucie?

Yes. PSL is our biggest market and we have techs on the road here every single day. Most appointments are same-day or next-day. If you've got an emergency, like broken glass or a door that won't close, we can often be there within a couple hours.

What Port St. Lucie neighborhoods do you cover?

All of them. Tradition, St. Lucie West, Torino, PGA Village, Tesoro, Magnolia Lakes, Lake Charles, Sandpiper Bay, The Cascades, Kings Isle, Portofino Shores, and everywhere else in PSL. If you're in St. Lucie County, we'll come to you.

How much does sliding door repair cost in Port St. Lucie?

Most sliding door repairs in [Port St. Lucie](#) run between \$89 and \$349, depending on the issue. Roller replacement typically costs \$149 to \$299 per panel. Track repair is \$129 to \$349. Lock and latch repair runs \$89 to \$249. We quote an exact price before we start. No surprises.

Can you repair impact sliding doors in Port St. Lucie?

Yes. We repair and install impact-rated sliding doors from PGT, CGI, Andersen, and Pella. All installations meet Florida Building Code (FBC 7th Edition, Chapter 16) requirements for the Wind-Borne Debris Region. Parts of PSL east of US 1 require impact-rated products, and some HOAs in Tradition and PGA Village have their own requirements beyond code.

What brands do you work with in Port St. Lucie?

All major brands: Andersen, PGT, CGI, Pella, Milgard, JELD-WEN, Marvin, Simonton, Ply Gem, and Fleetwood. We also carry parts for builder-grade doors that are common in PSL communities like Tradition and PGA Village. If your door has rollers, we can fix it.

How long does a typical sliding door repair take in PSL?

Most repairs take 30 minutes to two hours. Roller replacement is about 45 minutes per panel. Track repair is usually under an hour. Lock and latch work takes 30 to 45 minutes. We bring parts with us so there's rarely a need for a second visit.

Are you licensed and insured for Port St. Lucie?

Fully licensed and insured in the state of Florida. We've been repairing sliding doors in Port St. Lucie and across St. Lucie County for over 15 years. 3,500+ completed jobs and a 4.9-star Google rating. Every repair is backed by our warranty.

