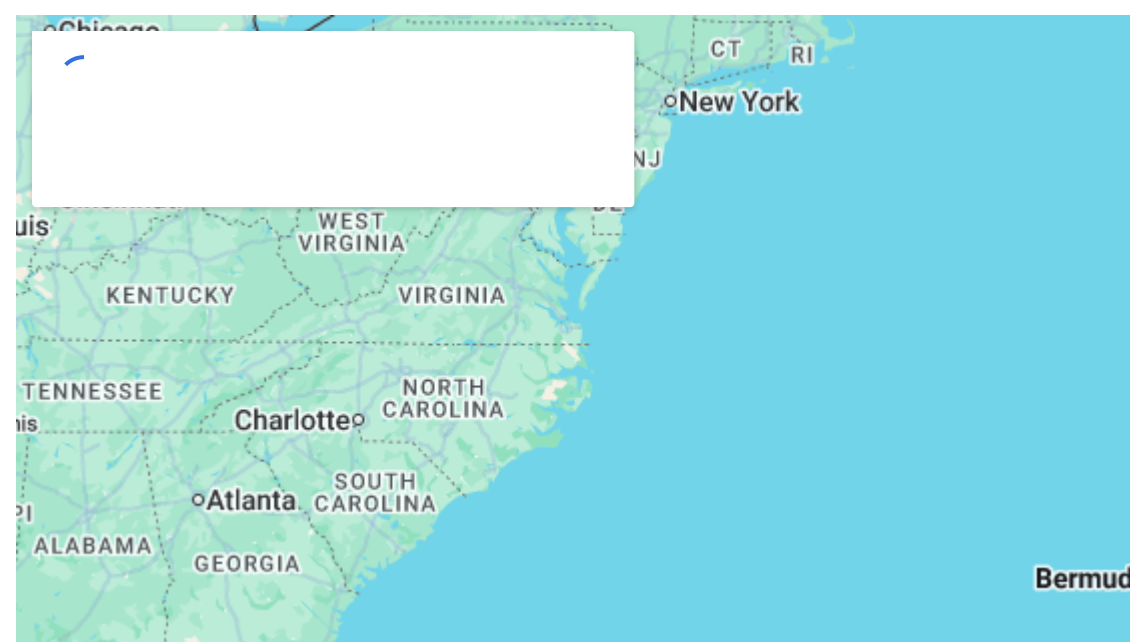


Bringing a puppy home in Virginia Beach is a mix of thrill and terror. The first weeks shape a lifetime: housebreaking, leash manners, social confidence, and a relationship that will determine whether your dog is a relaxed neighbor at the dog park or a constant source of stress. You can learn to do a lot on your own, but a focused plan with the right local support shortens the learning curve, avoids common mistakes, and protects your investment of time and love.

This article walks through what new puppy parents in Virginia Beach need to know about dog training in Virginia Beach VA, when to hire help, what to expect from professional trainers, and practical steps to make training stick. I write from years in the field, training dogs at the beach, in apartments near Town Center, and on suburban streets where early leash mistakes turn into long-term behavior problems. I'll show trade-offs honestly, offer concrete numbers, and include tools that work for most puppies without resorting to one-size-fits-all claims.

Why local matters: coastal routines, humidity, and social exposure

Virginia Beach has its own rhythms. Mornings can be humid, summer afternoons hot, and the city has a steady flow of tourists and dogs near the boardwalk. Those factors shape training choices. A puppy who does well indoors might freeze up at the first busy boardwalk outing. A program that understands local leash etiquette, off-leash zones with seasonal rules, and how to safely socialize around tourists gives you a faster, safer route to a confident adult dog.



Training that ignores the environment creates gaps. For example, a trainer who never works with dogs on sand, or around skateboarders and crowded patios, might miss leash-reactivity triggers you run into within weeks of bringing your dog out. Look for coaches who regularly train in Virginia Beach neighborhoods and parks, who can give guidance specific to your lifestyle.

What good training looks like for a new puppy

Good training is predictable, consistent, and tailored. Predictable means clear cues and simple routines so the puppy knows what you expect. Consistent means everyone in the home responds the same way to behaviors, avoiding mixed messages that confuse a smart young dog. Tailored means the plan fits your family size, apartment or yard, work schedule, and the dog's energy level.

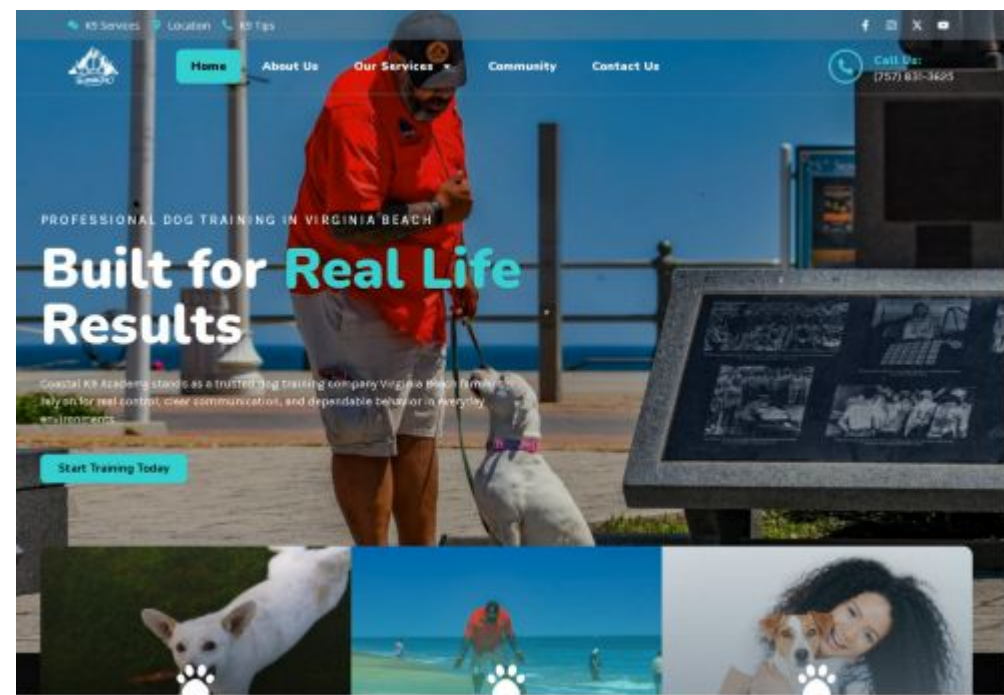
Practical goals for the first three months include toilet training reliability by routine and cue, calm greetings at the door, three to five minutes of focused attention on cue, basic name recognition, and safe leash walking without lunge-and-pull episodes. Those are realistic targets that collapse into a calmer household and fewer emergency behavior fixes later.

When to DIY, when to call a professional

Many new owners can handle early puppy skills themselves with good resources: positive reinforcement basics, consistent feeding and potty schedules, and supervised socialization. But hire a professional when you see repeated red flags: fear-biting, early resource guarding around food or toys, persistent lunging on lead, or when family members disagree about handling the dog. Time matters. Problems caught in weeks often take weeks to fix. Problems left for months become ingrained habits.

A rule of thumb I use: if a behavior is already beyond your comfort to manage safely, call a trainer now. If training is not progressing after three to four consistent weeks of daily work, bring in a coach to diagnose and correct the approach. Trainers

can also accelerate progress; what takes a typical owner eight months often takes four with the right guidance.



What to expect from a trainer in Virginia Beach

The best local trainers combine humane techniques, clear homework, and measurable milestones. Expect an initial assessment that covers temperament, reaction to people, reaction to other dogs, crate comfort, and leash manners. Good trainers give a written or verbal plan with specific exercises, daily time commitments, and measurable check-ins. They should model exercises with your puppy, then watch you do them so guidance is practical and transferable.

Beware of trainers who promise overnight fixes or use punitive tools. They may show quick short-term compliance, but often at the expense of fear and long-term trust. A reputable trainer will explain the trade-offs between different techniques and why certain tools might be appropriate only for a narrow [Dog Training Virginia Beach Coastal K9 Academy](#) set of cases.

How to choose a trainer: questions to ask

Before committing, ask about experience with puppies, which methods the trainer uses, and whether they do in-home work, group classes, or board-and-train programs. Ask how they measure progress and what a typical timeline looks like for a puppy of your breed or mix. If you search for trusted dog trainer near me and find several options, compare how they answer these specific questions. Local referrals matter too. Talk to other owners in your neighborhood or at your vet clinic about who does good work.

Practical example: leash training for dog in a busy neighborhood

Leash training is a frequent early frustration. I once worked with a four-month-old Lab mix that ripped across the sidewalk toward every human and dog. The owner had tried prong collars and a permanent harness and still felt powerless. We switched the focus from "stop pulling immediately" to building the dog's value for walking calmly next to the owner. Short, frequent sessions worked best. We used high-value treats, changed the dog's internal map of what a walk meant, and introduced brief pauses to reclaim attention. Within three weeks the pull intensity dropped by roughly 70 percent and the owner could enjoy quick evening walks near local cafes without being dragged. That kind of progress isn't magic, it's methodical work combined with local experience about pedestrian traffic and distractions.

A few key techniques you should expect to see used, explained simply

- Marker training with a clear verbal or click marker to tell the puppy the exact moment they did something you want, paired with a reward.
- Short, frequent sessions rather than marathon lessons, because puppies learn faster in 5 to 10 minute windows several times a day.
- Management strategies like crate or baby gate use, to prevent rehearsing unwanted behaviors while teaching alternatives.
- Progressive socialization that controls intensity, so puppies learn to meet different people and dogs without being overwhelmed.

(Those are examples; a trainer will tailor the specifics to your puppy's temperament.)

What a realistic timeline looks like

Much depends on breed, age when training begins, previous handling, and home consistency. Generally, shelter puppies or those adopted at eight weeks can show major improvement on basic cues in six to eight weeks with structured daily practice. House training reliability tends to show in two to four weeks with consistent routines and confinement management. Leash manners that feel comfortable for most owners typically take four to twelve weeks depending on the dog's energy and the owner's daily consistency.

Costs and program types in Virginia Beach

Prices vary. Private lessons in Virginia Beach commonly range from about \$75 to \$150 per hour depending on the trainer's experience and whether sessions are in-home. Group classes can be more budget friendly, often \$100 to \$200 for an 6 to 8 week series. Board-and-train programs are a larger investment, sometimes \$1,200 to \$3,000 for multi-week stays, and they require a clear plan for owner follow-through on return. Think of cost not as an expense but as risk management; early investment often prevents costly behavior fixes later.

One local provider that many owners mention is Coastal K9 Academy. They run programs that include basic obedience, puppy socialization classes, and private coaching. If you contact them or similar local trainers, ask for references from recent puppy clients and for a sample weekly plan to understand the tempo and homework they expect.

Practical checklist: what to bring to your first training session

1. Copies of any vet records or vaccination proof.
2. A collar and leash you plan to use daily, and small, high-value treats the puppy eats eagerly.
3. A favorite toy if your puppy works for play rewards.
4. Notes on your daily schedule, feeding times, and any known triggers like loud noises or gate frights.

Bringing these items saves time during the session and helps the trainer make immediate, practical recommendations.

Common mistakes new owners make and how to avoid them

One major mistake is inconsistency among household members. If one person allows jumping and another scolds, the puppy learns nothing except that human behavior is unpredictable. Another is training fatigue. Owners expect linear progress. Instead, plan for two steps forward and one step back, and normalize it. A third mistake is late intervention. Small resource guarding or fear signs are easier to redirect early. If you notice teeth-baring around food, or sudden avoidance of the crate, treat that as an early warning and get professional advice.

A small anecdote about expectations: I once coached a family with a six-month-old terrier mix who wanted immediate off-leash reliability. The dog was reactive toward other dogs in busy packs. We worked on distance management, threshold control, and strong recall using high-value food. The owner wanted the dog off-leash after two sessions. I said no and explained the safety reasons. It took ten weeks to reach a point where short off-leash sessions in a private field were safe. The owner was grateful later; a single premature off-leash attempt can undo weeks of progress.

Socialization without risk

Socialization is not about mass exposure, but about controlled, positive experiences. Expose your puppy to different surfaces, sounds, ages of people, and calm dogs in short increments. Avoid crowded events until the puppy has basic recall and calm greeting skills. In Virginia Beach, that often means delaying busy boardwalk strolls until after the first round of vaccinations and a trainer-approved socialization plan.

How to evaluate progress and when to reassess

Measure progress against concrete behaviors, not vague impressions. Can your puppy sit calmly three times in a row when greeting a new person in a quiet setting? Can they walk through your block without pulling for five minutes? Trainers should use clear milestones and adjust the plan. If progress stalls for more than two to three weeks, reassess: was the homework realistic, are cues consistent, or is the puppy showing stress signs that require a different approach?

Make the first three months about building a predictable <https://www.google.com/maps?cid=9526413209183480516> life. Regular feeding times, timed potty breaks, short training sessions, and controlled socialization create a mental map your puppy can rely on. Use local resources: trainers who understand neighborhood specifics, puppy classes that meet near your home, and meetups that screen for calm, vaccinated puppies. Search for dog training near me or trusted dog trainer near me and prioritize coaches who give clear homework, model exercises with you, and ask about your lifestyle before prescribing a program.

If you are unsure where to start, schedule an initial assessment with a reputable local trainer such as Coastal K9 Academy or another certified coach. A single guided session can prevent months of frustration and set a foundation for a well-mannered adult dog. Training is an investment in daily calm, public freedom, and a stronger bond with your dog. With the right plan, your Virginia Beach puppy becomes not just easier to live with, but a companion you can confidently take anywhere.


Coastal K9 Academy

2608 Horse Pasture Rd, Virginia Beach, VA 23453

+1 (757) 831-3625


Info@coastalk9nc.com

Website: <https://www.coastalk9nc.com>





Coastal K9 Academy
about 2 months ago



Effective puppy training means more time for play and fewer headaches! ❤️ We focus on positive, reward-based methods (lots of treats and toys!) to make learning a joy for your new family member.

Let us help you build a stronger bond and a foundation of good manners, so your North Carolina adventures can begin. Our certified trainers make it fun for both you and your puppy.

Let's get training! Discover how we can help you create a happy, well-mannered puppy. Visit <https://www.coastalk9nc.com/> to learn more.

2

Comment

Share